

LAND ROVER DISCOVERY

FRONT LAMP GUARDS / PROTEGE-PHARES AVANT
FRONTLEUCHTEN-SCHUTZGITTER / PROTEZIONI LUCI ANTERIORI
DEFENSAS DE FAROS DELANTEROS / BESCHERMOOSTERS KOPLAMPEN

FRONT LAMP GUARD

TLG-2020 (R/H Illustrated)

Open bonnet, select nylon nut inserts (L) from kit and press fit into square holes in bonnet shut panel. Mount brackets (C D) using self tapping screws (M). DO NOT FULLY TIGHTEN.

Locate bracket (E) onto bumper (see Fig. 1) and fit screws (J). DO NOT FULLY TIGHTEN

Assemble fixings (F G H) and buffer feet (K) to guards. Mount lamp guards onto mounting brackets (C E) ensuring light contact between buffer feet and body. Fully tighten all fixings.

(GB) WARNING
Accessories which are not properly fitted can be dangerous. Read the instructions carefully prior to fitting. Whilst fitting, comply with the instructions at all times.

(F) ATTENTION
Des accessoires non fixés correctement peuvent être dangereux. Lisez attentivement les instructions de montage avant la pose. Bien que cette dernière corresponde aux instructions.

(E) AVISO
Aquellos accesorios que no hayan sido ajustados debida mente pueden resultar peligrosos. Lea las instrucciones detenidamente antes de iniciar el montaje. Durante el montaje siga las instrucciones en todo momento.

(I) AVVERTENZA
Gli accessori non sistemati come previsto possono essere pericolosi. Leggere attentamente le istruzioni prima del fissaggio. Durante il montaggio seguire sempre le relative istruzioni.

(D) ACHTUNG!
Nicht sachgemäß montiertes Zubehör kann gefährlich sein. Lesen Sie Montageanleitung sorgfältig durch, bevor Sie das Teil montieren. Halten Sie sich bei der Montage an die Anleitung.

(P) ADVERTÊNCIA
Os Acessórios que não são montados adequadamente podem ser perigosos. Leia as instruções cuidadosamente antes de montar. Durante a montagem, obedeça as instruções todo o tempo.

(NL) WAARSCHUWING
Accessoires die niet op de juiste wijze zijn gemonteerd kunnen gevaar opleveren. Lees zorgvuldig de instructies alvorens met de montage te beginnen. Houd u tijdens de montage te allen tijde aan de instructies.

(GB) The following instructions are valid for both sides of the vehicle.

(F) Les instructions suivantes sont applicables aux deux côtés du véhicule.

(I) Les istruzioni seguenti sono valide per entrambe le fiancate della Vettura.

(E) Las siguientes instrucciones son válidas para ambos lados del vehículo.

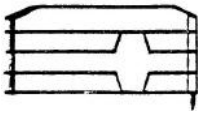
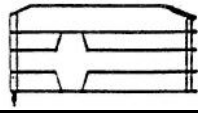







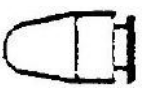



(D) Folgende Anweisungen gelten für beide Fahrzeugseiten.

(P) As instruções a seguir aplicam-se a ambos os lados do veículo.

(NL) De volgende instructies zijn van toepassing op beide zijden van de auto.

LAND ROVER DISCOVERY

FRONT LAMP GUARDS / PROTEGE-PHARES AVANT
FRONTLEUCHTEN-SCHUTZGITTER / PROTEZIONI LUCI ANTERIORI
DEFENSAS DE FAROS DELANTEROS / BESCHERMOOSTERS KOPLAMPEN

PART NO.		QUANTITY	DESCRIPTION
A		1	R-HAND LAMP GUARD
B		1	L-HAND LAMP GUARD
C		1	R-HAND FRONT BRACKET
D		1	L-HAND FRONT BRACKET
E		2	BUMPER BRACKET
F		4	M6x16 ST/STL BUTTON HD SCREW
G		4	M6 NYLON WASHER
H		4	NYLON RETAINING WASHER
J		2	M6x20 HX HD SCREW
K		4	BUFFER FOOT
L		4	NYLON NUT INSERT
M		4	NO. 10x3/4" WASHER FACE STS
N		1	M4 ALLEN KEY

LAND ROVER DISCOVERY

FRONT LAMP GUARDS / PROTEGE-PHARES AVANT
FRONTLEUCHTEN-SCHUTZGITTER / PROTEZIONI LUCI ANTERIORI
DEFENSAS DE FAROS DELANTEROS / BESCHERMOOSTERS KOPLAMPEN

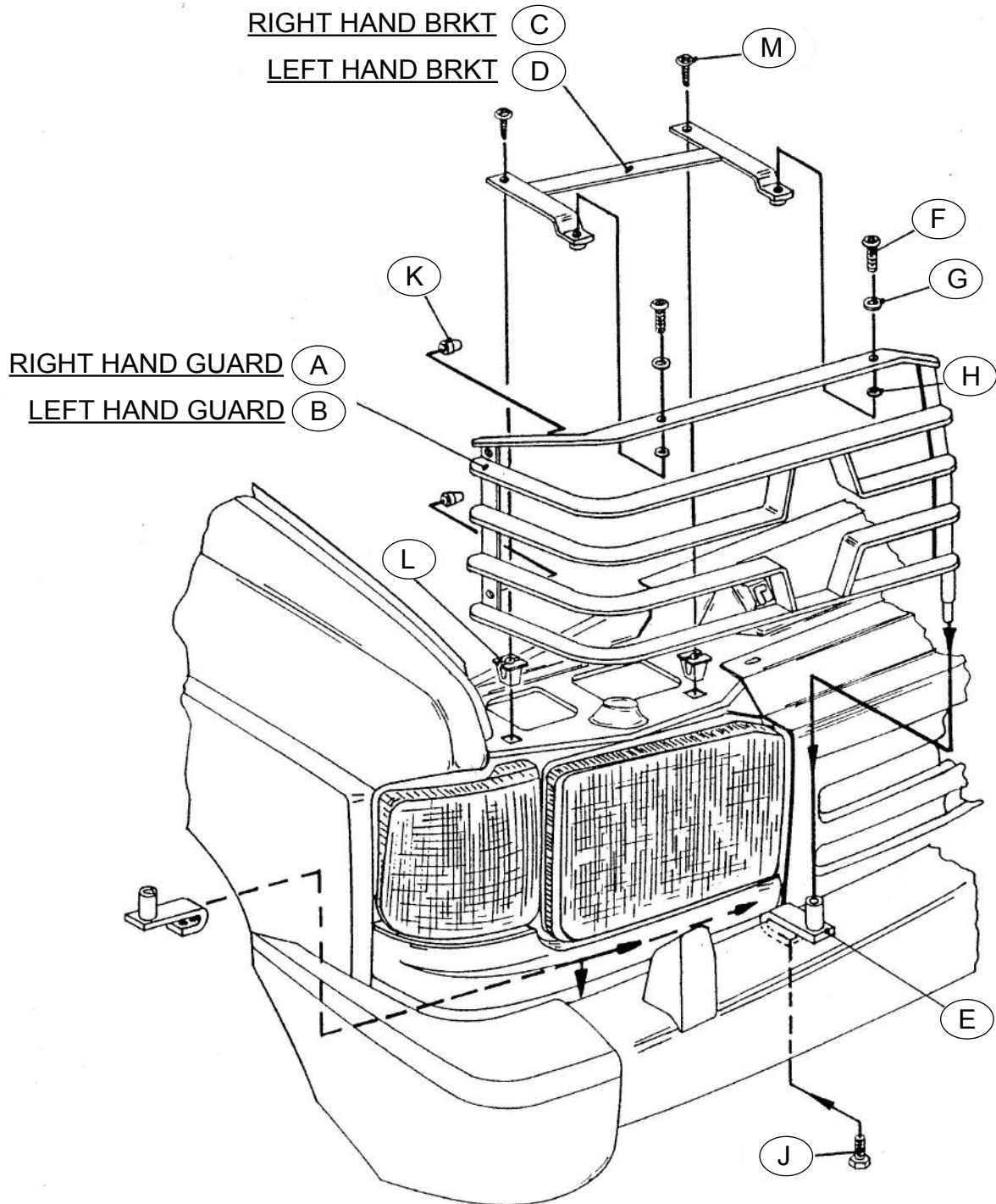


Fig. 1